

# Improvisieren mit Dreiklangs-Voicings

www.gitarrenkurse-online.com

Die 3 Voicings von C Dur / Nachbartöne aus Dur Tonleiter

Three guitar fretboard diagrams showing the C major triad in its basic position and two inversions. The first diagram is labeled '3', the second '7', and the third '12'.

Below the diagrams is a musical staff in 4/4 time with a treble clef. It contains three measures corresponding to the diagrams above. The first measure is labeled 'Grundstellung', the second 'Erste Umkehrung', and the third 'Zweite Umkehrung'. Each measure has a '3' above the staff indicating a triplet. Below the staff are three guitar strings labeled T, A, and B, with fret numbers written on them.

String	Grundstellung	Erste Umkehrung	Zweite Umkehrung
T	3	8	12
A	5	8	13
B	5	9	12

Typische Akordfolge mit Zwischendominanten (daher kl. Septime als Nachbarin)

C                      A                      D                      G                      C

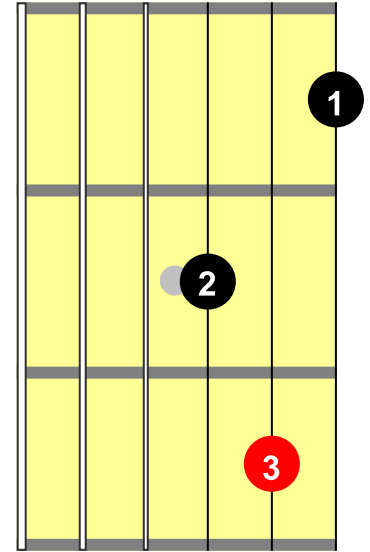
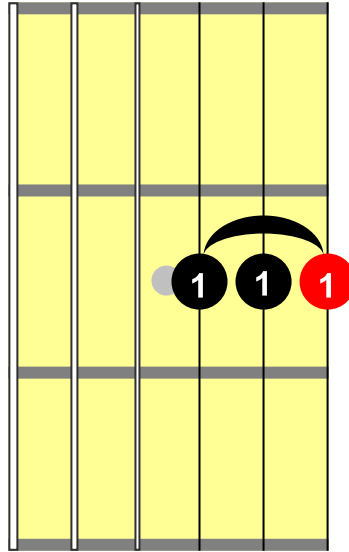
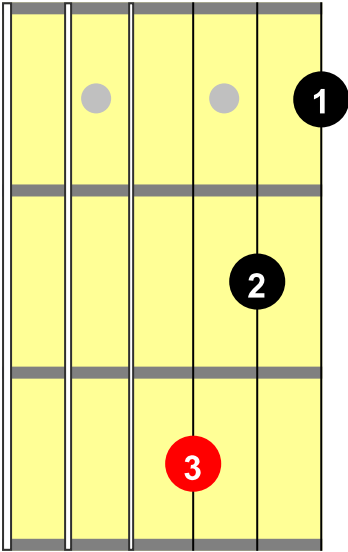
Five guitar fretboard diagrams showing a sequence of chords: C, A, D, G, and C. Each diagram is labeled with its respective chord name and a fret number below it: 3, 5, 4, 7, and 7.

Below the diagrams is a musical staff in 4/4 time with a treble clef. It contains five measures corresponding to the diagrams above. Each measure has a number above the staff indicating a triplet: 4, 5, 6, 7, and 8. Below the staff are three guitar strings labeled T, A, and B, with fret numbers written on them.

String	C (3)	A (5)	D (4)	G (7)	C (7)
T	3	5	5	7	8
A	5	5	7	8	8
B	5	6	7	7	9

# MOLL

## 1-2-3



# DUR

## 1-2-3

